

Who Do I Call for Water Damage? A Complete Utah Emergency Guide



Water damage can strike without warning, leaving you overwhelmed and unsure of what to do next. Knowing how to respond is critical, whether it's a burst pipe, a flooded basement, or unexpected storm damage. We're here to guide you through every step of the process, from immediate actions to finding the right professional help in Utah. This comprehensive guide will empower you to take control of the situation while providing peace of mind that you're making the best decisions for your property and your family.

Immediate Steps After Water Damage

The first few moments after discovering water damage are critical. Here's what you should do immediately:

- **Ensure Safety First:**
 - Turn off the electricity if water is near outlets or electrical systems.
 - Avoid standing water to prevent slips or contamination risks.
- **Identify the Source of the Water:**
 - Locate and stop the water source, whether it's a leaking pipe, overflowing appliance, or stormwater entry.
 - If you're unable to stop the water flow, contact a plumber immediately.
- **Remove Excess Water:**
 - Use towels, mops, or a wet/dry vacuum to clear up as much water as possible.
 - Avoid using household vacuums or electrical devices in wet areas.





- **Document the Damage:**
 - Take clear photos and videos of the affected areas to support your insurance claim.
 - Make notes about damaged items and their approximate value.
- **Contact Emergency Water Damage Help:**

Call professionals like [Utah Flood Cleanup](#) at (801) 383-2350 for expert assistance 24/7.

Additional Tips to Prevent Further Damage:

- **Move Valuables to a Safe Area:** Relocate furniture, electronics, and other items away from affected areas.
- **Ventilate the Space:** Open windows and doors to promote airflow and reduce humidity.
- **Remove Wet Items:** If possible, take out soaked rugs, carpets, or drapes to prevent mold growth.

Water Damage Restoration Timeline: How Soon Should You Act?

Time Since Damage	Effects of Water Damage	Urgency Level	Recommended Action
Within 24 Hours	Water saturates materials (carpets, walls), risks of mold begin.	 Critical	Call for emergency water damage help to start drying ASAP.
48 Hours - 1 Week	Mold growth becomes visible, odors develop, structural damage worsens.	 High	Professional drying, mold remediation, and odor removal.
1 Week - 1 Month	Extensive structural weakening, drywall and wood deteriorate.	 Severe	Full restoration, including structural repairs and replacements.
Beyond 1 Month	Severe structural damage, toxic mold infestation likely.	 Extreme	Major restoration, potential demolition and rebuilding.

When to Call Professionals vs. DIY

While it's tempting to tackle water damage on your own, some situations require expert intervention. Here's a breakdown of when to DIY and when to call in the pros:

DIY for Minor Issues:

- Small leaks or spills you can clean up within 24 hours.
- Non-porous surfaces (like tile or concrete) with minimal water exposure.
- No risk of structural damage or mold growth.

Call Professionals When:

- Water damage affects porous materials like drywall, insulation, or wood.
- Mold or a musty smell develops.
- The damage covers a large area or multiple rooms.
- Water comes from a potentially contaminated source, such as sewage.
- Structural damage or electrical hazards are present.

Benefits of Professional Water Damage Services:

- **Advanced Equipment:** Professionals use industrial-grade dehumidifiers, fans, and moisture meters to thoroughly dry your home.
- **Mold Prevention:** Experts can detect and address hidden mold risks.
- **Faster Restoration:** Their experience and tools expedite the recovery process, reducing overall damage.
- **Insurance Assistance:** Many companies work directly with insurance providers to simplify claims.

Questions to Ask Water Damage Companies

Choosing the right water damage restoration company is crucial. Here are key questions to ensure you're working with a reliable professional:

- Are you licensed and insured?
- Do you offer free inspections for insurance-covered events?
- What certifications do your technicians hold? (Look for IICRC certification.)
- How quickly can you respond to emergencies?
- Do you provide direct billing to insurance companies?
- What is included in your services, and will you assist with mold prevention?
- Do you offer financing options if insurance doesn't cover the costs?

Red Flags to Watch Out For:

- Companies that can't provide references or reviews.
- Lack of proper licensing or certifications.
- High-pressure sales tactics or unclear pricing.

Working with Utah Flood Cleanup ensures all these boxes are checked, giving you confidence that your home is in good hands.

Insurance Documentation Requirements

Insurance can play a significant role in minimizing the financial burden of water damage restoration. Here's how to prepare:

- **Keep Records:**
Save receipts for any expenses related to immediate cleanup efforts.

- **Photographic Evidence:**
Document the damage thoroughly before and after cleanup.
- **Contact Your Insurance Company:**
Notify them as soon as possible and follow their claim process guidelines.
- **Partner with Professionals:**
Restoration companies like ours often assist with insurance claims, ensuring all required documentation is completed accurately.

Tips for Streamlining Insurance Claims:

- Clearly explain the cause of the damage (e.g., burst pipe, flood).
- Provide an inventory of damaged items, including purchase dates and values.
- Stay in contact with your claims adjuster for updates and next steps.

Cost Considerations

Water damage restoration costs vary based on the extent and type of damage. Here's what influences the price:

- **Size of the Affected Area:** Larger areas cost more to clean and restore.
- **Type of Water:** Clean water is easier (and cheaper) to address than contaminated or black water.
- **Extent of Structural Damage:** Repairs to drywall, flooring, or ceilings add to the cost.
- **Mold Remediation Needs:** Mold removal increases costs but is essential for health and safety.

How to Budget for Restoration:

- Request a detailed estimate from professionals.
- Check your insurance policy to understand coverage limits.
- Ask about financing options or payment plans.

At Utah Flood Cleanup, we provide free consultations for insurance-covered events and offer financing options to make the process more affordable.

Professional Certification Importance

Hiring a certified professional ensures the job is done right the first time. Look for companies with:

- **IICRC Certification:** This ensures adherence to industry standards.
- **Experienced Technicians:** Proven track records in flood cleanup and restoration.
- **24/7 Availability:** Emergencies don't wait, and neither should your response.

Why Certification Matters:

- Certified companies follow best practices, ensuring quality and safety.
- Proper training minimizes the risk of secondary damage.
- Certification demonstrates a commitment to professionalism and accountability.

Choosing a certified team protects your home from future issues like hidden mold or structural instability.

Local Service Provider Benefits

Working with a local company like Utah Flood Cleanup offers unique advantages:

- **Faster Response Times:** Local teams can reach you quickly, minimizing damage.
- **Knowledge of Utah's Environment:** We understand the specific challenges posed by Utah's climate, from winter freezes to heavy spring rains.
- **Community Reputation:** As a trusted local provider, we're committed to delivering excellent service to our neighbors.

Building Trust Through Local Expertise:

- Local teams often have long-standing relationships with suppliers and contractors, ensuring seamless restoration.
- Being part of the community means we prioritize customer satisfaction and long-term trust.

Act Now to Protect Your Home

Water damage doesn't wait, and neither should you. You can restore your property and peace of mind by taking immediate action and partnering with experienced professionals. Whether you're facing a minor leak or a significant flood, the expert team at Utah Flood Cleanup is here to help.

Call us today at (801) 383-2350 for a **free consultation** and learn how we can make your restoration process stress-free. Our 24/7 availability, direct insurance billing, and financing options ensure we're with you every step of the way. Don't let water damage take control—let's tackle it together.

The following two tabs change content below.

- [Bio](#)
- [Latest Posts](#)

Utah Flood Cleanup
