


Utah Flooded Basement Cleanup Service

 utahfloodcleanup.com/utah-flooded-basement-cleanup-service/

Basement flooding is a common but serious problem that can devastate a Utah business in many ways. Drying out the basement and repairing any water damage should occur immediately. At Utah Flood Cleanup, we're **available 24/7** to help diagnose your flood damage and clean it up. We're a certified and experienced basement flood cleanup company. Contact us the moment you even suspect flooding.



Why Basement Flooding Requires Immediate Cleanup and Remediation

Basement flooding can come with a host of problems and dangers. Some of those problems are immediate, but some may hide, only to plague you later. Mild basement flooding can create just as many issues as major flooding, so don't assume your occasional small flood isn't going to cost you.

Dangers of Basement Flooding

Here's a look at some of the problems and dangers that can come from any flooding in your building's basement:

For a business, each of these things can hit the bottom-line rather hard. These dangers can manifest themselves in various ways, some of which you won't see immediately. Many of these dangers can also lead to litigation, which you absolutely want to avoid.

What Can Cause Basement Flooding in Your Building or Facility

Basement flooding can occur for various reasons. Some of the more common reasons for a basement flood in Utah can include:

- Excessive rain or melting snow
- The grade of the property
- Sewer or plumbing issues
- Any leak
- Rising groundwater
- Cracks in the foundation
- Broken appliances, such as a hot water heater

Some of these sources can create other flooding avenues. For example, a small leak can cause basement flooding over time. It can also damage the foundation, which will lead to another avenue for water to invade the basement.

Signs of Basement Flooding in Your Building or Facility

A basement flood doesn't always look like a large pool of water. Sometimes, the flooding can occur behind the scenes. Always stay alert for signs of flooding:

- Water damage
- Damp or musty odors
- Mildew and mold
- Standing water, even if only a tiny amount
- Excessive humidity
- Condensation

Really, any sign of moisture should give you some concern.

How to Deal with Basement Flooding Before It Becomes a Serious Problem

Staying on top of your basement maintenance routines will help. Ensure your basement waterproofing and water removal appliances are in good condition. Keep up with your plumbing inspections and maintenance, as well as your HVAC routines.

What If There's a Basement Flood?

The truth is any basement can flood. You must do what you can to mitigate the potential damage from any flood. When a flood in your basement does occur, you have to **act quickly** to cleanup basement flooding.


- Call your insurance company
- Turn off utilities; all of them, if possible
- Contact Utah Flood Cleanup

Flooded basements are dangerous. You likely don't have the proper safety gear or equipment to cleanup basement flood issues. Even a mild flood requires specific remedies for drying out the area, cleaning it up, and saving property.

If you do enter the basement, make sure to turn off power down there. Wear boots, gloves, and consider a facemask as well. If you're not sure what to do, contact our flooded basement service first.



help arrives, follow these basement flood tips.



Shut Off Electricity and Main Water Supply

Shut off the electricity to your home if water is rising closer to electrical outlets.

Remove Valuable Items



If water hasn't reached any valuable items and it is safe, save them from possible damage.



Any paper or wood items should be removed immediately to avoid possible mold growth.



If the water has already affected the items, do not touch them in case the water has contaminants.


Call a Professional



When water floods your home from the outside, it can carry harmful pesticides and other harmful chemicals.



Specialists are able to fully extract the water, remove any affected material, and dry out the area properly.



Contact Utah Flood Cleanup for professional water damage removal and restoration. We are available 24/7 for emergency service.



Utah Flood Cleanup

Water Fire Mold

Utahfloodcleanup.com

801-416-2666, Available 24/7

[Download PDF](#)

Flooded Basement Cleanup FAQs

Have more questions? We have even more answers to some of the most frequently asked questions on what to do in the event of your basement flooding in Utah.

- If you have a flooded basement in Utah, it's important to make sure there are no electric wires under water.
- Disconnect the main electrical switch (and/or gas if you use it) right away.
- Start removing the water as soon as possible. Wear protective clothing like boots, gloves, and even hip waders if you have them.
- Look for the source of the flooding.
- If the source is a burst pipe make sure to turn off the water to your basement and this should stop the deluge.
- If the source is a storm, you will simply have to wait for the rain to stop for the basement flooding to stop.
- If your basement has a floor drain, make sure the drain is clear of debris so as much water as possible can get out.
- If you have a sump pump, start it right away. Use a wet/dry vac, a pool pump, or a mop and bucket and start getting rid of the water.

If you are wondering what to do when basement floods, ask for help from professional flooded basement cleanup company in Utah! The more hands on deck, the better.

Wondering how to keep your basement from flooding? To prevent basement flooding, **keep your gutters and downspouts clean** and make sure they **drain at least six inches away from the house** and that they drain **down** and **away** from the house. Additionally, if you are wondering how to prevent basement flooding, make sure when you landscape your home, **the slope goes away from the house, not toward it**. If the slope is toward your home, the slope will direct water to your basement. If you need to know how to stop water from coming in the basement, **inspect your home regularly for cracks in the foundation**. Fix them as soon as you see them. If you have a sump pump, make sure it is in good working order. **Install window well covers** on any windows below-grade. These help waterproof your home and protect it from stormwater.

Yes, water can come up through your concrete basement floor. This is because groundwater under your basement floor is under **pressure** from the rising water table. This pressure can **increase** when you get a lot of rain or snow.

Cracks in your foundation will invite rainwater into your basement and persistent rain will cause soil saturation which increases the water pressure. This pressure **forces** water through the walls and floor of your basement. Additionally, if your gutters are clogged, the rainwater may **pool** next to the foundation, and the water can seep in this way. If your basement windows were **not installed properly**, they will also **leak** when it rains.

Sometimes basement water damage is covered by homeowners insurance. This will vary by company and vary by instance. Some situations will be covered by your home insurance policy, but ***others require special flood insurance or an endorsement***. Contact your agent to find out if you are covered.

Wondering how to clean up flood water in basement without a sump pump? It can be done. Use a mop and bucket to get up as much as possible, or use a ***pool pump*** if available. A ***wet/dry vac*** is also the perfect tool for sucking up the water in your basement. If you are without power, a hand pump will work wonders.

If you need to know how to stop basement flooding, you first need to figure out where the water is coming from. Has it been raining? If so, that's more than likely the culprit. If not, check your water heater to see if it has begun to leak, check for plumbing leaks or frozen pipes.

You must ***act fast*** when it comes to flooded basement cleanup. The first step in basement flooding repair is to get everything dry. Turn on a good dehumidifier to dry the basement and keep it from molding. Also, during basement flood clean up you will need to assess what is salvageable. What can you keep and what should be tossed? It's a good idea to call a professional to help you with things like electrical work or getting rid of toxic septic waste. You will also need to remove any carpet, as it will be nearly impossible to dry the carpet and keep it from molding, and drywall will need to be replaced as well.